

Latest Updates

Cases in Korea

Cases in Korea

Cases in Korea

Cases of COVID-19 in Korea

Cases in Korea (3.14.00 a.m.)

(ur

Deaths		Hospitalizations with moderate to severe symptoms		New hospitalizations		Confirmed	
Daily	Per 100,000 people	Daily	Per 100,000 people	Daily	Per 100,000 people	Daily	Per 100,000 people
200	0.39	1,158	02.24	1,613	3.12	309,790	599.92

Current status of deaths (3.14.00 a.m.)

(ur

Category	03.08.	03.09.	03.10.	03.11.	03.12.	03.13.	03.14.	Daily average for the week
Daily	186	158	206	229	269	251	200	210.7
Per 100,000 people	0.36	0.31	0.40	0.44	0.52	0.49	0.39	0.42

Current status of hospitalizations with moderate to severe symptoms (3.14.00 a.m.)

(ur

Category	03.08.	03.09.	03.10.	03.11.	03.12.	03.13.	03.14.	Daily average for the week
Daily	1007	1087	1113	1116	1066	1074	1158	1097.1
Per 100,000 people	1.95	2.11	2.16	2.16	2.06	2.08	2.24	2.12

Hospitalizations with moderate to severe symptoms: patients receiving isolated treatment through high flow therapy, respirator, ECMO (extracorporeal membrane oxygenation), and CRRT (continuous renal replacement therapy)

Current status of new hospitalizations (3.14.00 a.m.)

(ur

Category	03.08.	03.09.	03.10.	03.11.	03.12.	03.13.	03.14.	Daily average for the week
Daily	1716	2149	2020	1982	2195	2075	1613	1970.7
Per 100,000 people	3.32	4.16	3.91	3.84	4.25	4.02	3.12	3.94

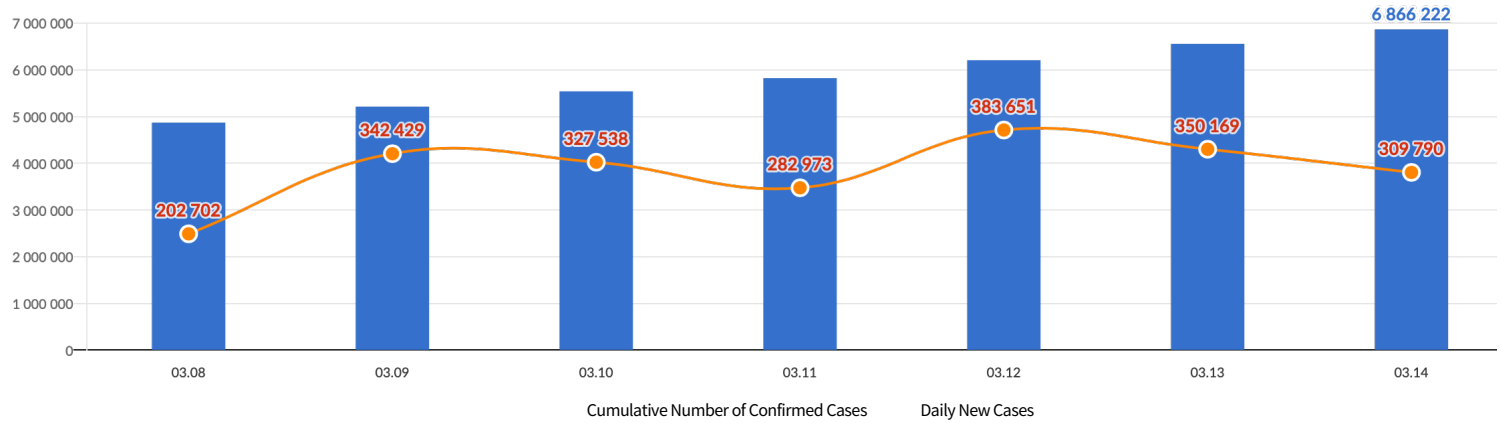
Current status of confirmations (3.14.00 a.m.)

(ur

Category	03.08.	03.09.	03.10.	03.11.	03.12.	03.13.	03.14.	Daily average for the week
Daily	202 702	342 429	327 538	282 973	383 651	350 169	309 790	314 100.7
Per 100,000 people	392.54	663.12	634.29	547.99	742.95	678.11	599.92	606.1

Daily and Cumulative Number of Confirmed Cases

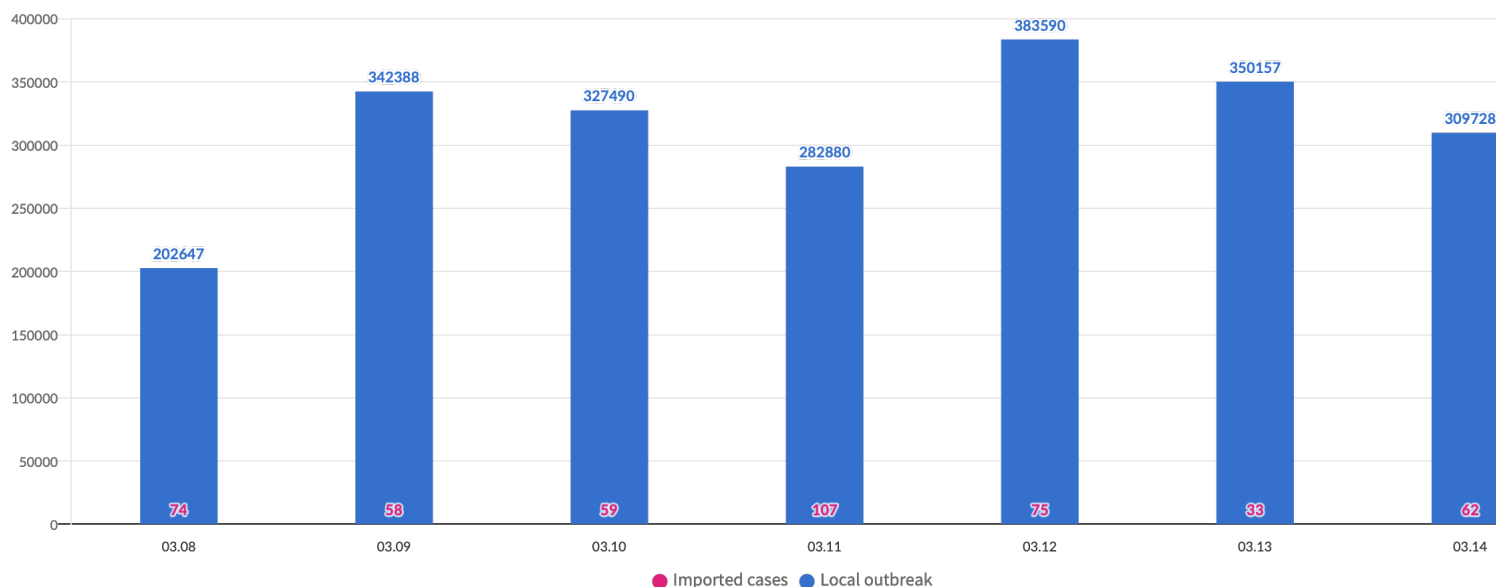
Cumulative Number of Confirmed Cases



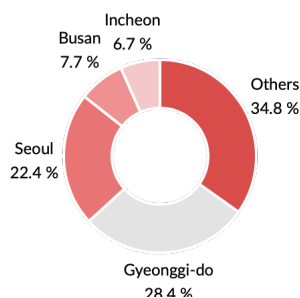
Imported Cases (as of 00 on 3.14.)

Classification		Daily Change	Confirmed Cases	(%)
Total		62	30 302	
Country	China	0	417	(1.4%)
	AsiaoutsideChina	50	14 777	(48.8%)
	Europe	9	4 351	(14.4%)
	America	2	8 824	(29.1%)
	Africa	1	1 567	(5.2%)
	Oceania	0	366	(1.2%)
Confirmation stage	Quarantinestage	36	10 225	(33.7%)
	Local	26	20 077	(66.3%)
Nationality	Koreannationals	18	16 903	(55.8%)
	Foreignnationals	44	13 399	(44.2%)

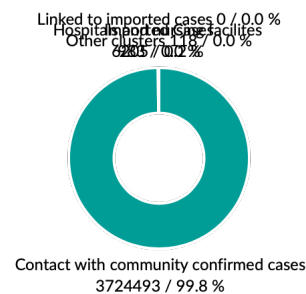
Daily New Cases according to the route of infection



Regional Breakdown of Confirmed Cases (as of 00 on 3.14.)



Breakdown of Cluster Outbreaks (as of 00 on 3.14.)



Daily testing status (3.14. 00a.m.)

Number of suspicious report testing	Number of testing at temporary screening stations	Total
0	0	0

Number of confirmed cases by gender (3.14.00 a.m.)

Category	Confirmed(%)	Deaths(%)	Fatality rate(%)
Male	3 298 810 (48.04)	5 293 (49.96)	0.16
Female	3 567 412 (51.96)	5 302 (50.04)	0.15

* Fatality rate = Number of deaths/number of cor

Number of confirmed case by age group (3.14.00 a.m.)

Category	Confirmed(%)	Deaths(%)	Fatality rate(%)
80yearsorolder	165 559 (2.41)	5 759 (54.36)	3.48
70-79	263 959 (3.84)	2 684 (25.33)	1.02
60-69	634 562 (9.24)	1 442 (13.61)	0.23
50-59	815 398 (11.88)	476 (4.49)	0.06

40-49	1 071 692 (15.61)	138 (1.30)	0.01
30-39	1 026 686 (14.95)	62 (0.59)	0.01
20-29	1 104 556 (16.09)	26 (0.25)	0.00
10-19	947 385 (13.80)	2 (0.02)	0.00
0-9	836 425 (12.18)	6 (0.06)	0.00

* Fatality rate = Number of deaths/number of cor

[Consultation](#)[Community Health Center](#)[Call Center 1339](#)[Area Code + 120](#)[Area Code + 114](#)

Copyright © By MOHW. All Rights Reserved.